



STONESOFT
Secure Information Flow

FW

Q2 2009

Ilkka Hiidenheimo
14.8.2009

Copyright © 2009 Stonesoft Corporation. All rights reserved.

Stonesoft Corporation

- Information on this presentation contains forward-looking statements based on current expectations that involve a number of risks and uncertainties
- The content of the presentation is only a summary of the company's performance
- The company makes no representation or warranty as to the continued accuracy, content or reliability of this data and states no obligation to update the data included in this presentation, as operational changes may occur over time
- The content of this presentation is copyright of Stonesoft Corporation 2009. All rights reserved. Reproduction, transfer, distribution or storage of part or all of the contents in any form without prior written permission of the company is prohibited

STONESOFT

Secure Information Flow

Slide 2

Copyright © 2009 Stonesoft Corporation. All rights reserved.

Results for April - June 2009

- Net sales EUR 6.0 millions, -5% compared to the corresponding period in 2008 (6.4).
- StoneGate sales were EUR 3.4 millions, a decrease of 17% compared to the corresponding period in 2008 (4.1).
- Operating loss (EBITA) of EUR -0.6 millions, 0.2 millions less than the result of the corresponding period in 2008 (-0.4).
- The operational cash flow -0.7 million, compared to -0.1 in the corresponding period in 2008. The liquid assets totalled 6.7 millions at the end of the reporting period.

STONESOFT

Secure Information View

Slide 3

Copyright © 2009 Stonesoft Corporation. All rights reserved.

Results for January - June 2009

- Net sales EUR 11.1 millions, -4% compared to the corresponding period in 2008 (11.6).
- StoneGate sales were EUR 5.7 millions, a decrease of 21% compared to the corresponding period in 2008 (7.2).
- Operating loss (EBITA) of EUR -1.7 millions, only slightly behind the result of the corresponding period in 2008 (-1.6)
- The operational cash flow was -0.3 million, compared to -1.2 in the corresponding period in 2008.

STONESOFT

Secure Information View

Slide 4

Copyright © 2009 Stonesoft Corporation. All rights reserved.

Highlights of the 2nd quarter 2009

- SMC 5.0 – the ultimate tool for MSSP customers
- Introduction of new 1 U appliances 1030 and 1060 giving customers additional capacity and Stonesoft cost efficiency
- FW 5.0
- Major deal in Algeria
- Cost management initiative

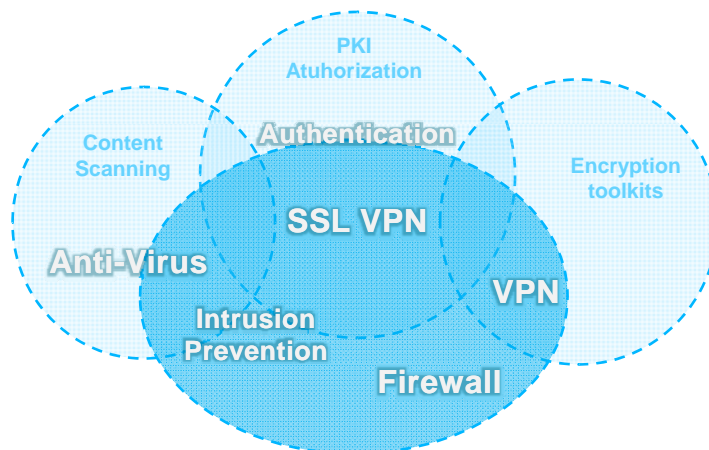
STONESOFT

Secure Information View

Slide 5

Copyright © 2009 Stonesoft Corporation. All rights reserved.

Operational area



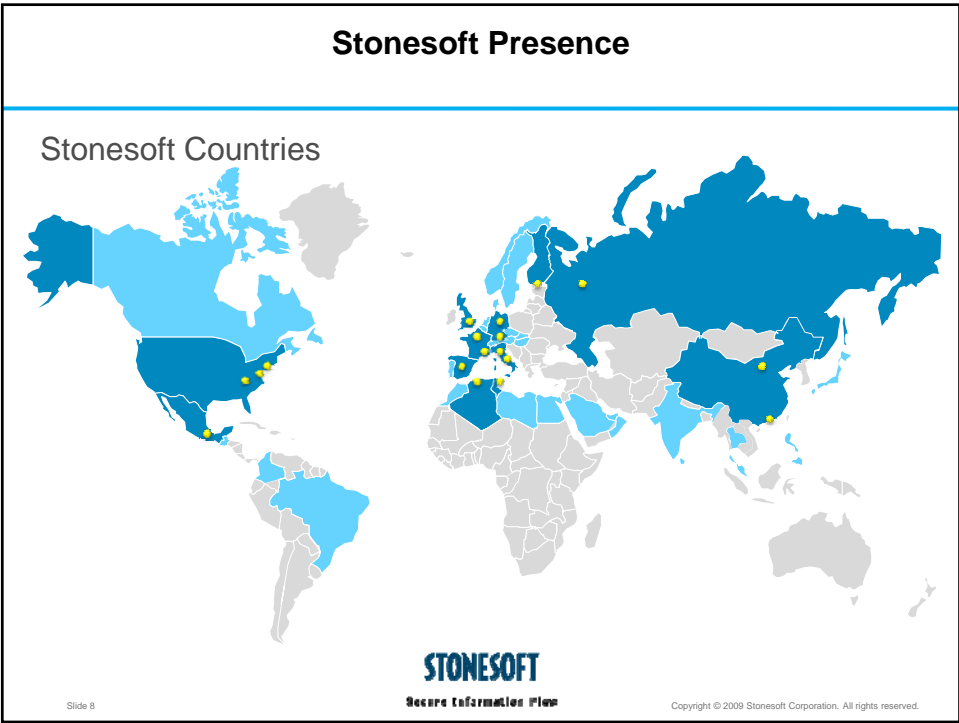
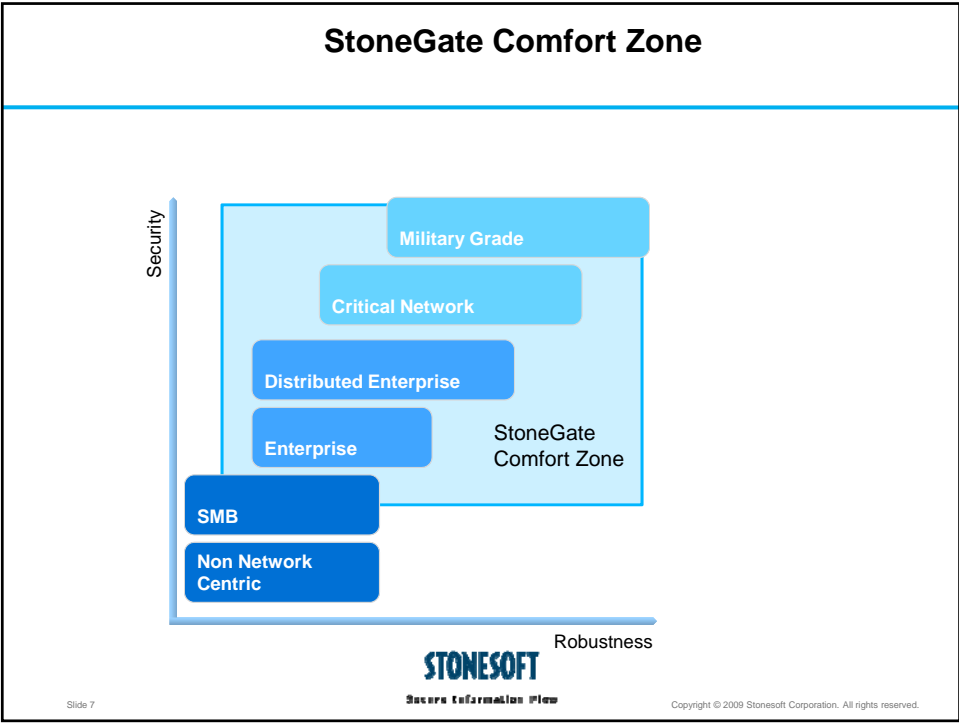
We envision a set of solutions providing in-depth defense and enforcement of a distributed security policy through a centralized, scalable management system

STONESOFT

Secure Information View

Slide 6

Copyright © 2009 Stonesoft Corporation. All rights reserved.



Future Outlook

- Due to the general economical situation and prevailing global uncertainty, it is difficult to give any estimates on the future development. Based on this, the company still does not regard it justified to give any estimate on the future development of the result in 2009, although it strives for an improved operating result (EBIT) compared to the previous year.
- Based on the existing sales pipeline and the already realised net sales, the company expects the net sales for the full year to remain at the previous year's level. The net sales are expected to be at EUR 24.3 million, +/- EUR 1.5 million.

STONESOFT

Secure Information View

Slide 9

Copyright © 2009 Stonesoft Corporation. All rights reserved.

Q2/2009 Financials

- All comparative numbers exclude discontinued operations in historic data with the exception of
 - Equity rate at the end of quarter
 - Liquid funds
 - Shareholders equity per share

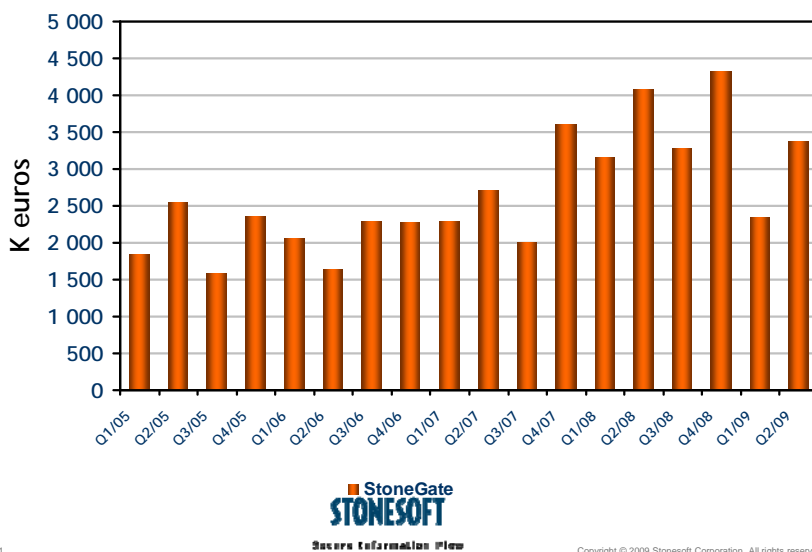
STONESOFT

Secure Information View

Slide 10

Copyright © 2009 Stonesoft Corporation. All rights reserved.

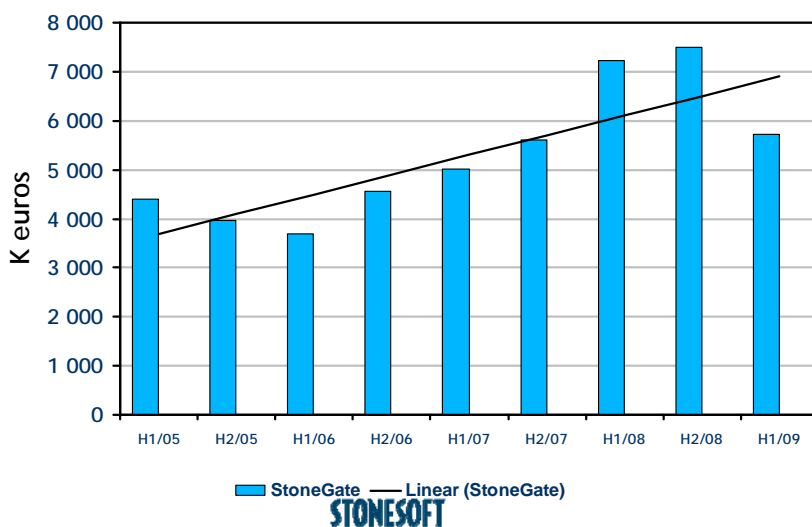
StoneGate Sales by Quarter



Slide 11

Copyright © 2009 Stonessoft Corporation. All rights reserved.

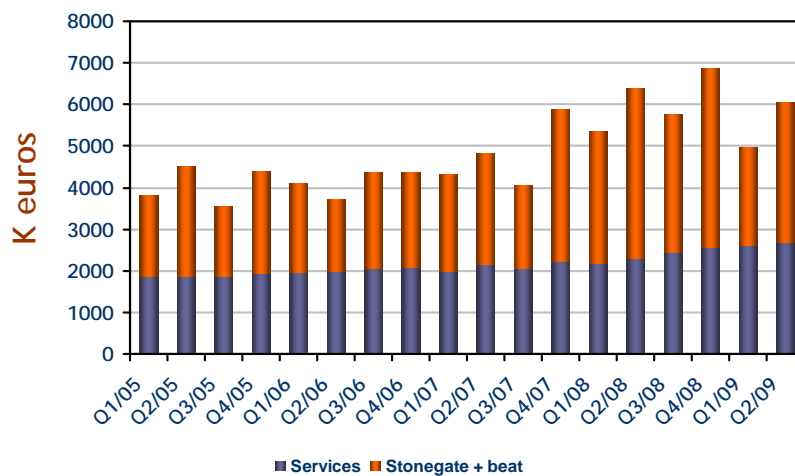
StoneGate Sales by Half Year



Slide 12

Copyright © 2009 Stonessoft Corporation. All rights reserved.

Sales by Product



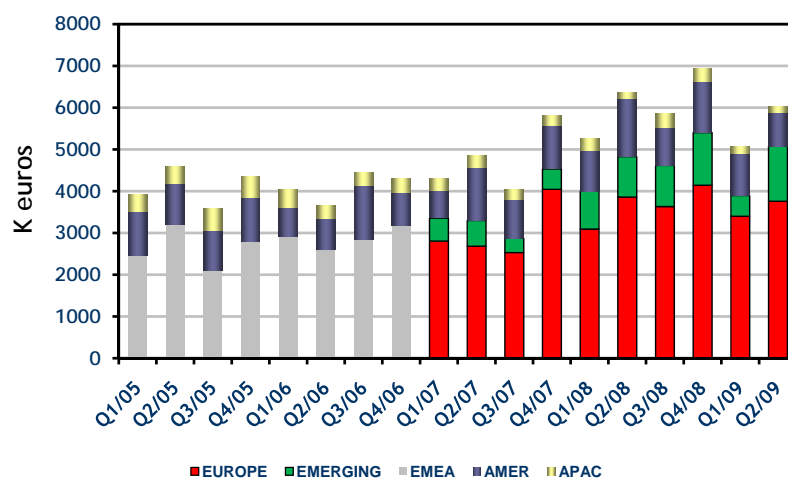
STONESOFT

Secure Information View

Slide 13

Copyright © 2009 Stonessoft Corporation. All rights reserved.

Net Sales by Area



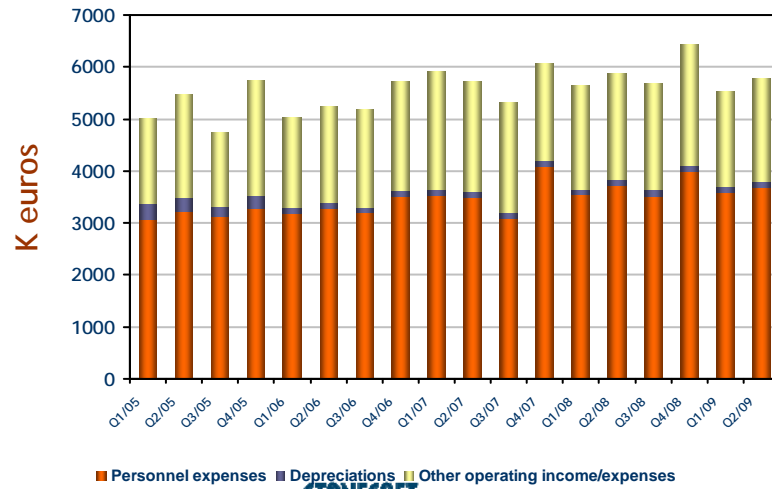
STONESOFT

Secure Information View

Slide 14

Copyright © 2009 Stonessoft Corporation. All rights reserved.

Operating Costs by Quarter

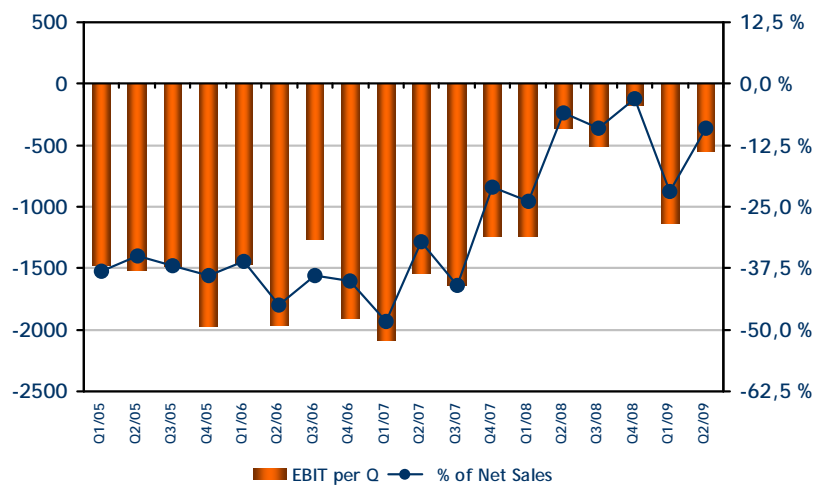


Slide 15

STONESOFT
Secure Information View

Copyright © 2009 Stonessoft Corporation. All rights reserved.

EBIT by Quarter

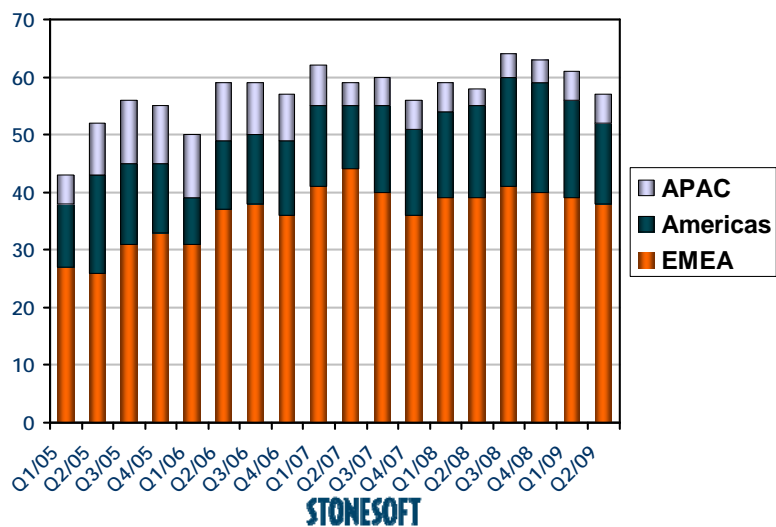


Slide 16

STONESOFT
Secure Information View

Copyright © 2009 Stonessoft Corporation. All rights reserved.

Sales Personnel at the End of Quarter

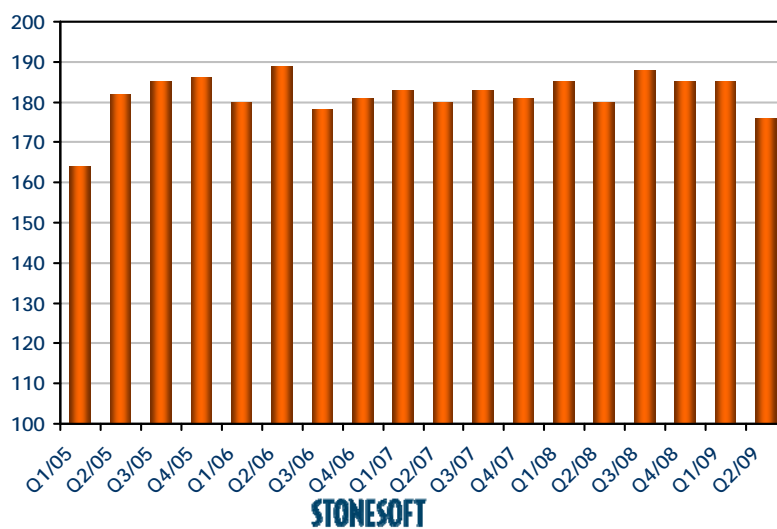


Slide 17

STONEISOFT
Secure Information View

Copyright © 2009 Stonessoft Corporation. All rights reserved.

Personnel at the End of Quarter

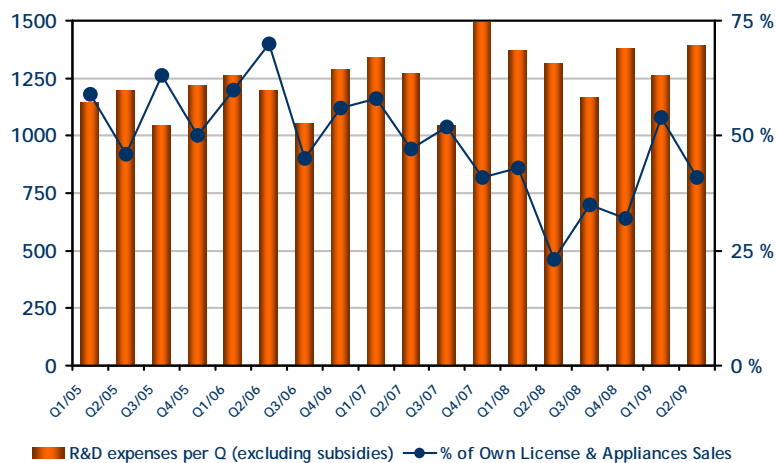


Slide 18

STONEISOFT
Secure Information View

Copyright © 2009 Stonessoft Corporation. All rights reserved.

R&D Expenses



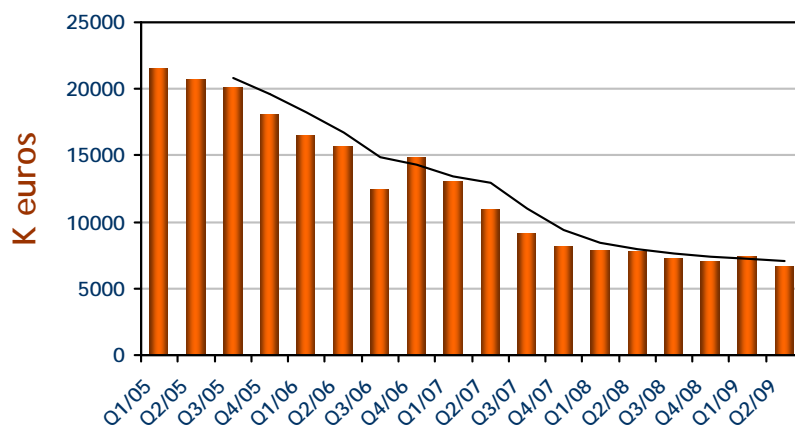
STONESOFT

Secure Information View

Slide 19

Copyright © 2009 Stonessoft Corporation. All rights reserved.

Liquid Funds



STONESOFT

Secure Information View

Slide 20

Copyright © 2009 Stonessoft Corporation. All rights reserved.

STONESOFT

Secure Information Flow

www.stonesoft.com

Slide 21

Copyright © 2009 Stonesoft Corporation. All rights reserved.