



STONESOFT
Secure Information Flow


January-June 2011, Interim Report

CEO Ilkka Hiidenheimo
12.8.2011 Helsinki

Copyright © 2011 Stonesoft Corporation. All rights reserved.

Stonesoft Corporation

- Information on this presentation contains forward-looking statements based on current expectations that involve a number of risks and uncertainties
- The content of the presentation is only a summary of the company's performance
- The company makes no representation or warranty as to the continued accuracy, content or reliability of this data and states no obligation to update the data included in this presentation, as operational changes may occur over time
- The content of this presentation is copyright of Stonesoft Corporation 2011. All rights reserved. Reproduction, transfer, distribution or storage of part or all of the contents in any form without prior written permission of the company is prohibited



STONESOFT
Secure Information Flow

Slide 2

Copyright © 2011 Stonesoft Corporation. All rights reserved.

Results for April - June 2011

- Net sales EUR 6.5 millions, +29% compared to the corresponding period in 2010 (5.1).
- StoneGate sales were EUR 3.3 millions, +53% compared to the corresponding period in 2010 (2.2).
- Operating profit (EBIT) was EUR -0.7 millions (-1.2).
- The operational cash flow was EUR -0.6 million, compared to EUR +0.0 in the corresponding period in 2010.

STONESOFT

Secure Information Flow

Slide 3

Copyright © 2011 Stonesoft Corporation. All rights reserved.

Results for January - June 2011

- Net sales EUR 13.0 millions, +16% compared to the corresponding period in 2010 (11.2).
- StoneGate sales were EUR 6.9 millions, +27% compared to the corresponding period in 2010 (5.4).
- Operating profit (EBIT) was EUR -1.6 millions (-1.4).
- The operational cash flow was EUR +1.2 million, compared to EUR +0.7 in the corresponding period in 2010.

STONESOFT

Secure Information Flow

Slide 4

Copyright © 2011 Stonesoft Corporation. All rights reserved.

Q2/2011 Financials

- All comparative numbers exclude discontinued operations in historic data with the exception of
 - Equity rate at the end of quarter
 - Liquid funds
 - Shareholders equity per share

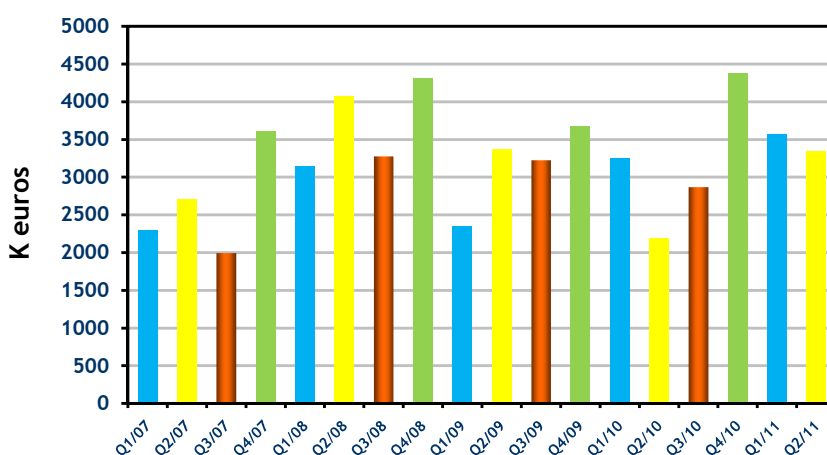
STONESOFT

Secure Information Flow

Slide 5

Copyright © 2011 Stonesoft Corporation. All rights reserved.

StoneGate Sales by Quarter



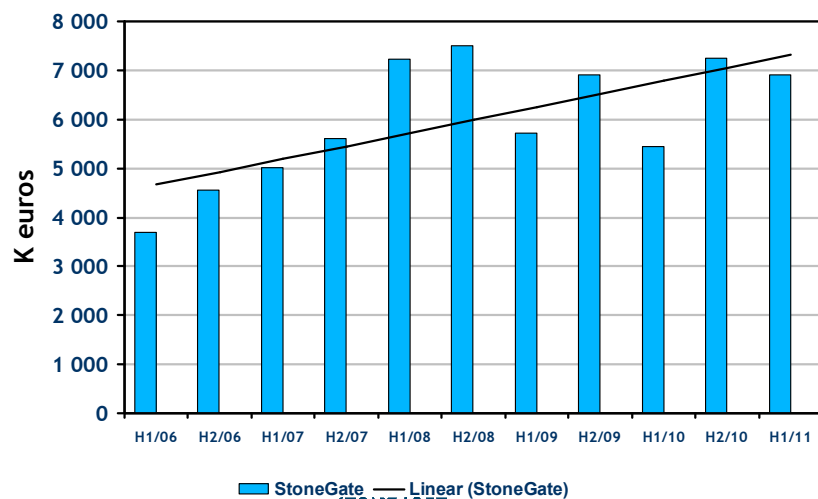
STONESOFT

Secure Information Flow

Slide 6

Copyright © 2011 Stonesoft Corporation. All rights reserved.

StoneGate Sales by Half Year

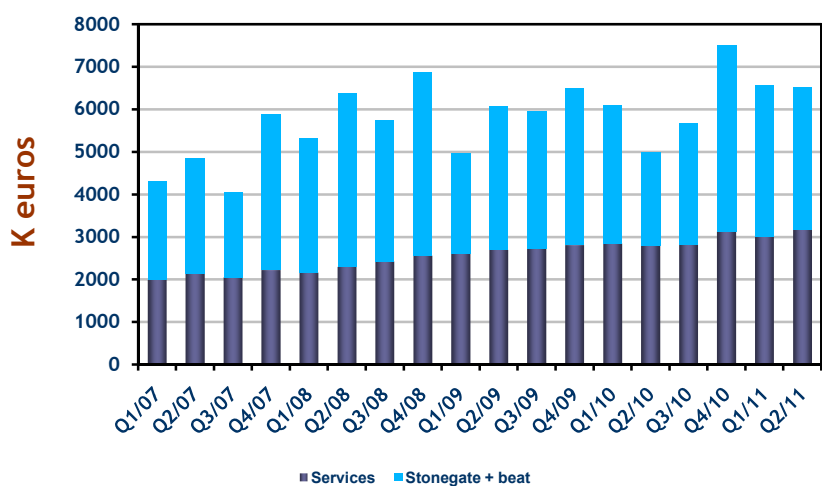


Slide 7

Secure Information Flow

Copyright © 2011 Stonesoft Corporation. All rights reserved.

Sales by Product

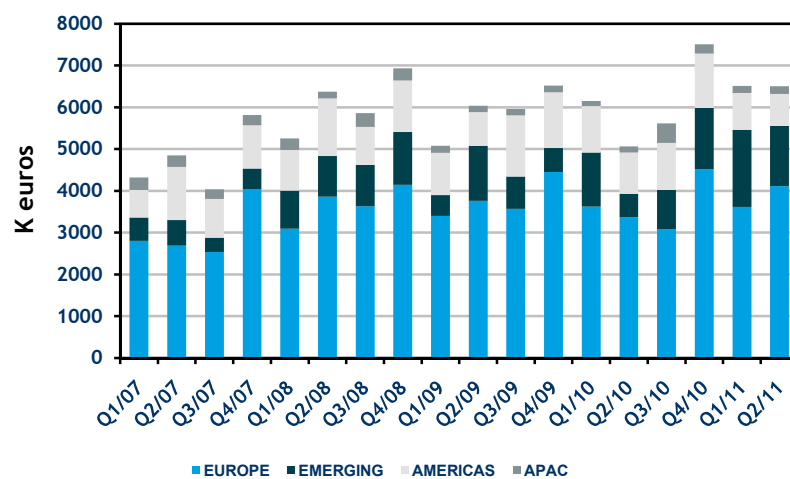


Slide 8

Secure Information Flow

Copyright © 2011 Stonesoft Corporation. All rights reserved.

Net Sales by Area

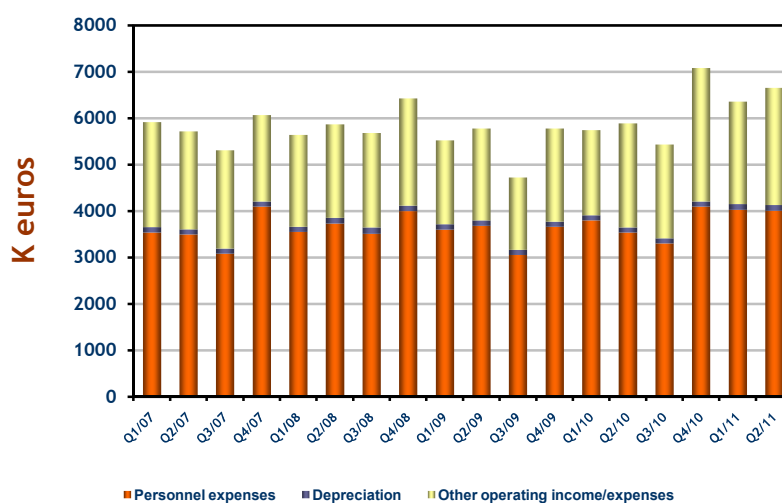


Slide 9

STONESOFT
Secure Information Flow

Copyright © 2011 Stonessoft Corporation. All rights reserved.

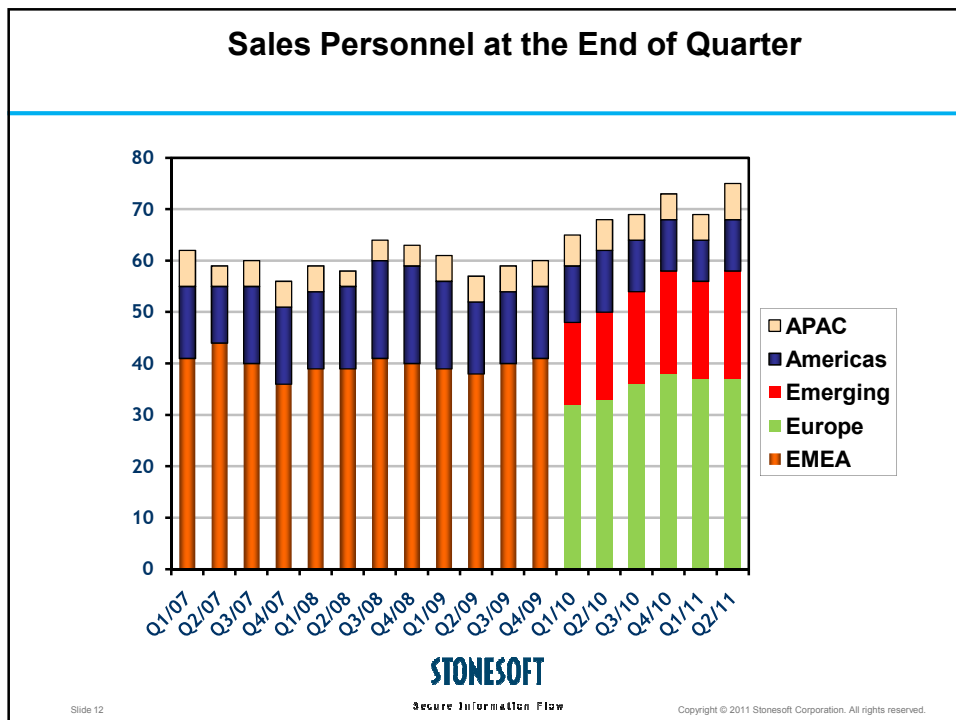
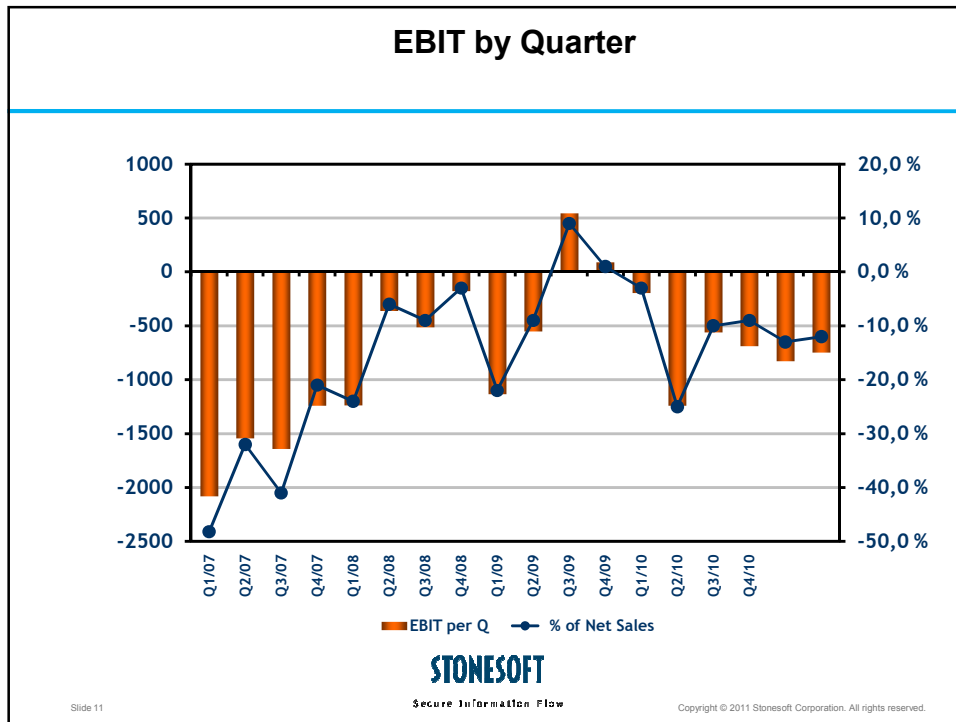
Operating Costs by Quarter



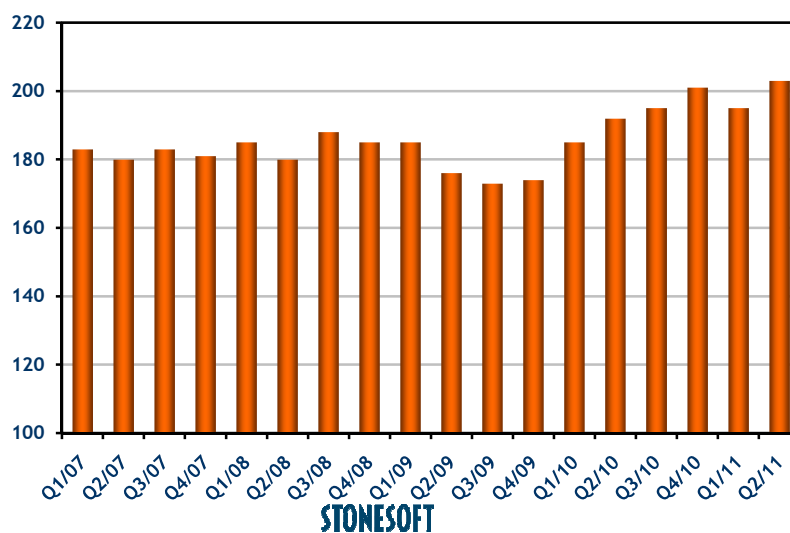
Slide 10

STONESOFT
Secure Information Flow

Copyright © 2011 Stonessoft Corporation. All rights reserved.



Personnel at the End of Quarter

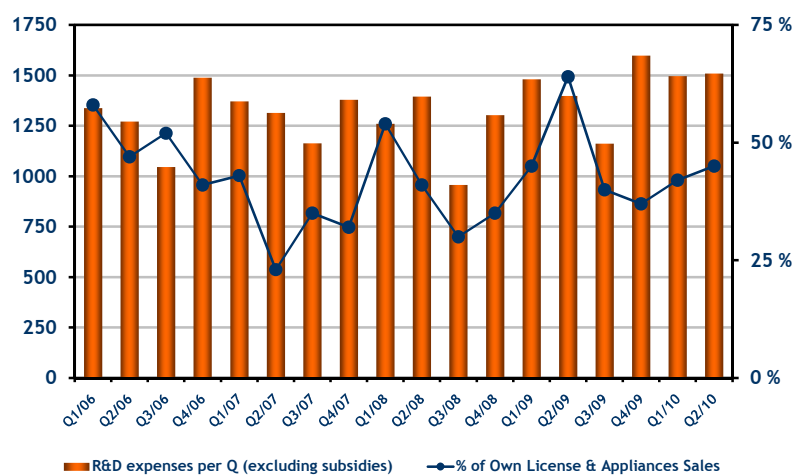


Slide 13

Secure Information Flow

Copyright © 2011 Stonessoft Corporation. All rights reserved.

R&D Expenses

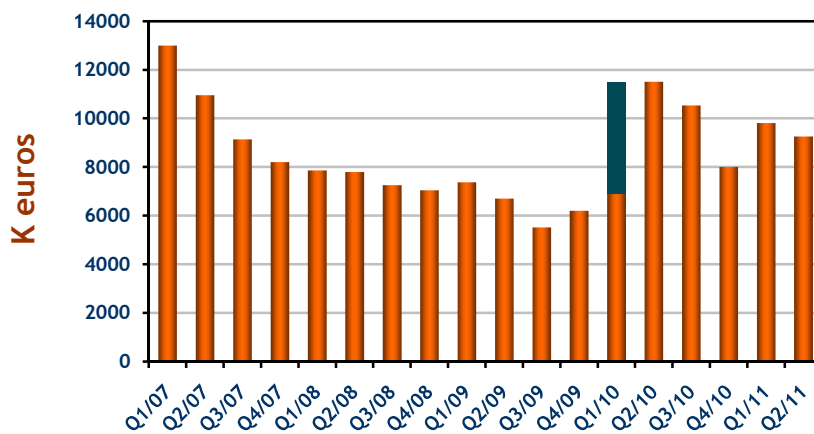


Slide 14

Secure Information Flow

Copyright © 2011 Stonessoft Corporation. All rights reserved.

Liquid Funds



STONESOFT

Secure Information Flow

Slide 15

Copyright © 2011 Stonessoft Corporation. All rights reserved.

Highlights of Q2/2011

STONESOFT

Secure Information Flow

Slide 16

Copyright © 2011 Stonessoft Corporation. All rights reserved.

Stonesoft is organising successful events in France, Italy, Finland, UK to strengthen their Thought Leadership in Evasions and IT Security themes.

April 2011

STONESOFT

Secure Information Flow

Slide 17

Copyright © 2011 Stonesoft Corporation. All rights reserved.

Stonesoft introduced two new firewall appliances specifically designed to meet the security needs of today's most demanding high-capacity environments.

May 2011

STONESOFT

Secure Information Flow

Slide 18

Copyright © 2011 Stonesoft Corporation. All rights reserved.

The world's first Anti-Evasion Readiness Test™ service was launched. This service tests how well an organization's critical digital assets are protected against advanced evasion techniques (AETs).

June 2011

STONESOFT

Secure Information Flow

Slide 19

Copyright © 2011 Stonessoft Corporation. All rights reserved.

Stonessoft introduced a new, revolutionary solution for the mass deployment, tuning and upkeep of network security. The StoneGate Mass Security solution has been designed to meet the security needs of small branch and remote offices and/or unattended locations.

June 2011

STONESOFT

Secure Information Flow

Slide 20

Copyright © 2011 Stonessoft Corporation. All rights reserved.

Organizations are encouraged to re-evaluate their existing risk management and security architecture. Recent phenomena such as Wikileaks, Stuxnet, Advanced Evasion Techniques and the latest security breaches have changed the security landscape permanently and acted as wake-up calls also in the strategic aspect.

June 2011

STONESOFT

Secure Information Flow

Slide 21

Copyright © 2011 Stonesoft Corporation. All rights reserved.

Conclusion

We estimate the previously mentioned operations and achievements to strengthen the company's competitiveness.

Our view about the necessity of dynamic security is strengthened and we see there is the possibility of strong organic growth for Stonesoft

STONESOFT

Secure Information Flow

Slide 22

Copyright © 2011 Stonesoft Corporation. All rights reserved.

STONESOFT

www.stonesoft.com
stonesoft@stonesoft.com

STONESOFT

Slide 23

Secure Information Flow

Copyright © 2011 Stonesoft Corporation. All rights reserved.